



COLD POINT

AIR CONDITIONING

SERIES

CNC



NOMINAL CAPACITY:


13 SEER High Efficiency Condensing Unit Specifications

18,000, 24,000, 30,000, 36,000,
48,000, 60,000 BTU/h

ColdPoint Corp, Rome, New York 13440 • Phone (315) 339-2331 • Fax (315) 339-2358 • Web: www.adirondackaire.com

Description:

Cold Point CNC condensing units are high efficiency-low sound level units designed using the latest in compressor and heat exchanger technologies. Commercial and residential applications are enhanced by the unit's compact cabinet, low sound level, and horizontal air flow.... opening up many remote mounting and location possibilities not otherwise practical. All sizes are designed to meet or exceed 13.0 SEER energy efficiency standards when matched with approved evaporator coils. Factory provided filter drier and vinyl coated fan guard(s) are standard.



MADE IN USA



Application & Benefits:

Specify *Cold Point CNC Series* as the outdoor section of a high efficiency air conditioning system. The *CNC Series* quiet operation and horizontal air flow is suited for mounting on walls, balconies, or near windows as well as traditional ground or roof mounting locations. A thoughtfully designed, convenient, and centralized control/service compartment makes for easy installation and service. Large diameter high efficiency fan(s) and enclosed compressor compartments for quiet operation. Quality materials, components, and construction assures trouble free operation and long life. Matching evaporator coils are available.

Options/Accessories:




•Low Ambient


•Sea Coast Coated Coil

•'A' Coils (cased or un-cased)

•Fan Delay

Standard Features

- 1) Made in USA
- 2) Quiet operation
- 3) Horizontal air discharge
- 4) Quiet, durable, and efficient compressor
- 5)  Safety Listed
- 6) Enclosed compressor compartment
- 7) Brass Service valves with sweat connection
- 8) Light Gray powder coat painted cabinet w/chrome accents
- 9) External gauge ports for easy service
- 10) Vinyl coated fan guard for enhanced appearance and maximum corrosion protection.
- 11) Draw thru condenser air flow for maximum efficiency and easy coil cleaning
- 12) Factory provided filter/drier is standard
- 13) Factory charged with R-22 refrigerant
- 14) High efficiency fan(s) and motor(s). Motor is totally enclosed for long life
- 15) High efficiency heat exchanger is 'formed' to maximize space efficiency
- 16) Compact cabinet design
- 17) Capable of up to 100' of interconnecting tubing to evaporator

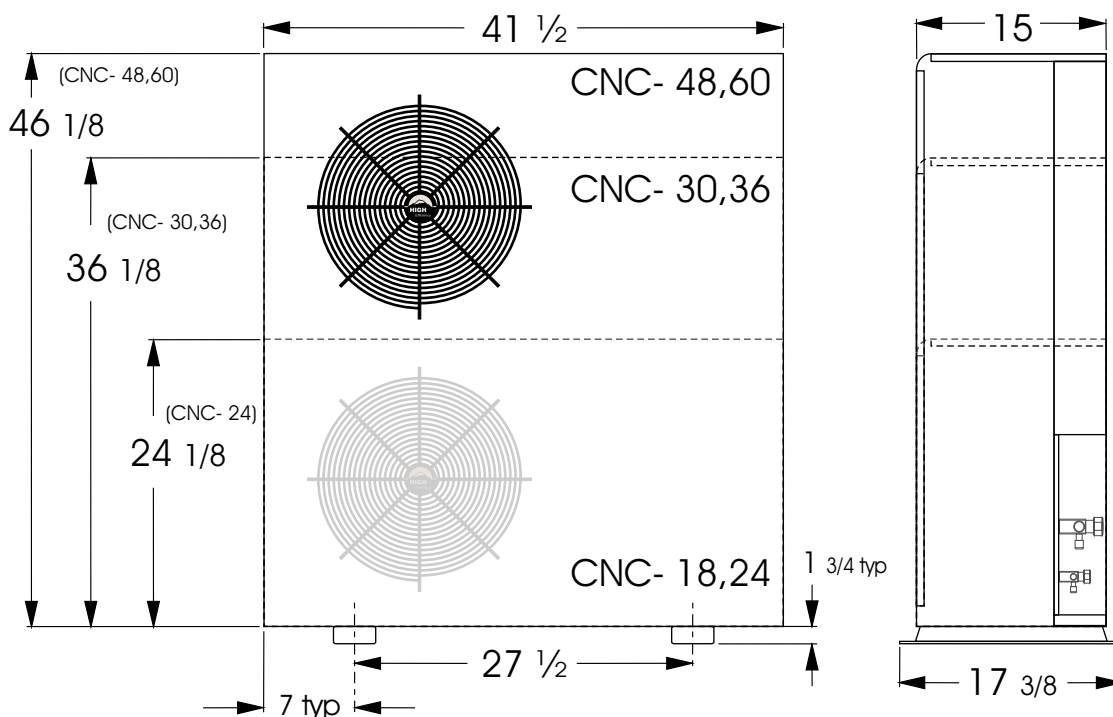


CNC Dimensions and Specifications

Note: Due to Cold Point Corporation's ongoing quality & product development programs, design and specifications may change. Always consult factory to verify the information provided here.



DIMENSIONAL DETAIL 'CNC'



CNC Electrical Specifications

Model No.	Voltage/Hertz/Phase	Fan HP	Fan FLA	Comp RLA	Comp LRA	Total Amps.	Min. Volt	Min. Circuit Amps.	Max. HACR Brkr.
CNC- 18	230/60/1	1/10	0.8	5.4	37.0	6.2	207	7.6	15
CNC- 24	230/60/1	1/10	0.8	8.0	53.5	8.8	207	10.8	15
CNC- 30	230/60/1	1/10	0.8	10.7	61.0	11.5	207	14.2	20
CNC- 36	230/60/1	1/10	0.8	11.8	78.0	12.6	207	15.6	25
CNC- 48	230/60/1	1/10 x 2	0.8 x 2	17.5	102.0	19.1	207	23.5	40
CNC- 60	230/60/1	1/10 x 2	0.8 x 2	19.9	137.0	21.5	207	26.5	45

Coil Specifications

Model No.	#ROWS	FIN/IN	Face Area Sq. Ft.
CNC- 18,24	2	15	7.0
CNC- 30,36	2	15	10.5
CNC- 48,60	2	15	13.4

CNC Sound and Weight

Model	DBA	Weight Lbs.
CNC- 18	53.0	165
CNC- 24	54.0	165
CNC- 30, 36	55.0	210
CNC- 48, 60	59.0	255

CNC Capacity & Efficiency Ratings*

Model No.	Cooling			Compr. Type
	BTU/h	SEER	Evap Coil	
CNC- 18	19,000	13.5	TRUF37TR5	Recip.
CNC- 24	24,000	13.0		
CNC- 30	30,000	13.0		
CNC- 36	34,000	13.0		
CNC- 48	48,000	13.0	TRUF49TR-6	Scroll
CNC- 60	55,000	13.0	HA58262A	

*In Accordance with ARI 210/240

FAN Specifications

Model No.	Type	#	CFM	RPM	DIA	H.P.
CNC- 18,24,30,36	Swept	1	2000	850	20"	1/10
CNC- 48,60	Swept	2	3600	850	20" x 2	1/10 x 2

CNC Options & Accessories

Option	Description
Low ambient -Down to 20F	Crankcase heater, Suction Accumulator, & condenser fan cycling control
Sea Coast Coated Coil (factory installed)	Provides protection from salt spray & adverse environments
Fan Delay- 60 sec.	Solid state fan delay for evaporator fan motor

CNC Piping Specifications

Model No.	SUC / LIQ LINE CONN. (Sweat)	MAX TUBING RUN LENGTH*
CNC- 18, 24	5/8" / 3/8"	100'
CNC- 30, 36	3/4" / 3/8"	100'
CNC- 48, 60	7/8" / 1/2"	100'

* Max Vertical Lift 35'



01-08