

**Console Water Source Heat Pump- Replaces Singer/  
McQuay WM-B Series or New Construction/ Renovation**

**NOMINAL CAPACITY:**

8,000, 10,000, 12,000,  
15,000, 18,000 BTU/h

ColdPointCorp, Rome, New York 13440 • Phone (315)339-2331 • Fax (315)339-2358 • Web: www.adirondackaire.com



**LH- RH Field Adaptable**

**Description:**

Adirondack-Aire 'WMB' series zerOzone console unit provides environment friendly, high efficiency, ductless cooling and heating where individual, quiet control of space is a priority. This application flexible unit is a direct replacement for Singer/McQuay 'WMB' series console water source heat pump units. The 'WMB' series is also an ideal choice for renovation or new construction console water source heat pump projects. These console units are offered as chassis only to work with the existing or custom cabinets or with cabinet for a complete upgrade. The chassis contains the compressor, air heat exchanger, water heat exchanger, evaporator fan & motor, and control and safety components. The room cabinet is powder painted furniture grade steel construction with extruded aluminum grille and control door. The 'WMB' series has two chassis sizes, small (models 08, 10, & 13), and large (models 15 & 18). All chassis sizes are dimensionally identical to the original for a fast, easy, and trouble free installation. Quality components, careful design

and testing, and the latest in environment friendly technology advances assure EPA compliance, long life, user satisfaction, and lower energy cost! Consider the extensive list of standard features which includes: powder painted drain pan, refrigerant circuit access ports, electrostatic air filter, evaporator freeze protection, water coil freezestat, high-pressure over protection, and lockout circuit..... and Adirondack-Aire is the replacement solution the competition can't match. Cold Point Corp. backs the 'WMB' with a customer friendly one-year parts and labor warranty and five-year compressor warranty, (see Warranty document for details). A full range of options are available including thermostatic expansion valve, low temperature option, boilerless control, hose kits, control options, etc.

**Application & Benefits:**


The Adirondack-Aire 'WMB' series zerOzone replacement chassis fits the existing Singer/McQuay room cabinets without modification. The chassis is field adaptable to either LH or RH applications offering maximum flexibility and spare chassis interchangeability. Water, drain and electrical connections line right up to the original installation. The standard high-pressure switch and evaporator coil freeze protection stops unit operation before damage occurs should airflow become reduced or obstructed due to dirty coils, or motor failures or lock-up. A freezestat protects the water coil from freeze damage due to water temperature or flow problems. The water coil is designed for low water-side pressure drop eliminating potential pump sizing and water flow problems. High efficiency compressors provide demonstrated reliability and low sound levels and cut energy costs...and because the 'WMB' dimensions and construction details are like the original, replacement work is fast and easy. Using Adirondack-Aire replacements eliminates the need for room renovation, redecorating, or piping & wiring changes and is the solution that gets your property back in service quickly and at the lowest total cost. Choose the optional room cabinet to give the unit a new look and improve room aesthetics or low temperature option for earth coupled/ ground water applications.

**Options/Accessories:**

- Room Cabinet (LH & RH available)
- Flow control valve
- Electric or hydronic heat
- Control options
- Valves & unions
- Line Cords
- Boilerless
- Hose kits
- Thermostatic expansion valve
- Low Temp Option

**Standard Features**

- 1). Made in USA
- 2). Designed for easy installation & compatibility. Dimensionally identical to original Singer/McQuay chassis
- 3). ETL APPROVED
- 4). Quiet, durable, and efficient compressor with built-in pressure & temperature protection
- 5). Heavy Gauge G90 galvanized steel construction
- 6). Powder painted drain pan
- 7). High efficiency copper tube-aluminum fin evaporator coil
- 8). High efficiency coaxial condenser coil with low water-side pressure drop
- 9). Unit mounted MCO controls
- 10). Lock-out circuit with reset at thermostat or circuit breaker
- 11). High Pressure switch
- 12). Frost free cooling
- 13). Water coil freeze protection
- 14). Refrigerant circuit access ports
- 15). Capillary expansion
- 16). Positive shift reversing valve
- 17). Precision charged with zerOzone R410A refrigerant
- 18). 1/2" water connections
- 19). Electrostatic air filter



# WMB Dimensions and Specifications

**Note:** Due to Cold Point Corporation's ongoing quality & product development programs, design and specifications may change. Always consult factory to verify the information provided here.



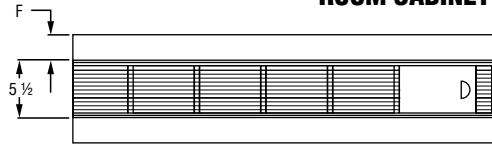
## DIMENSIONAL DETAIL 'WMB' - LH SHOWN \*

**IMPORTANT!** Chassis must replace a unit of like capacity to assure proper **power supply**.

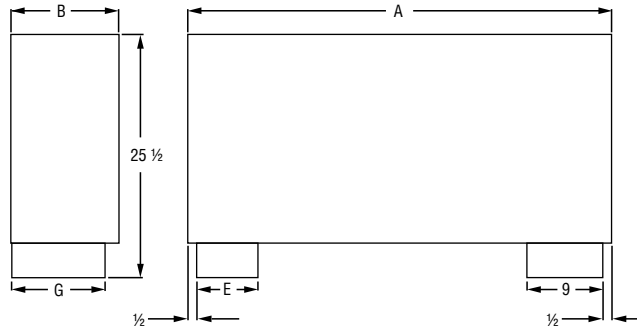
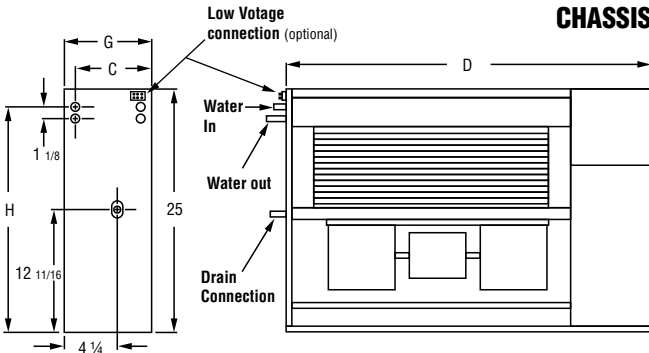
## CHASSIS IS FIELD ADAPTABLE TO LH or RH CONNECTIONS

Model No.	A	B	C	D	E	F	G	H	Water in-out	Drain
08, 10, 12	44 9/16	10 3/4	8 7/8	37 3/4	6 1/4	2 5/8	10 1/4	23 5/16	5/8"	3/4"
15, 18	54 9/16	12 9/16	10 7/8	42 3/4	10 3/4	3 1/2	12 1/8	24	O. D.	O. D.

### ROOM CABINET



### CHASSIS



\* 'Hand' determined by piping and wiring connection location.

### WM Series ZEROZONE Electrical Ratings- (1)

Model No.	COMP	Voltage/HZ/Ph	Fan Amps	Fan HP	Compressor		Total Amps.	CKT Ampacity	Max. Fuse	Min. Volts
					RLA	LRA				
WMB-07	Rotary	115/60/1	1.2	1/10	7.0	46.0	8.2	9.95	15	104
WMB-07	Rotary	208-230/60/1	0.4	1/10	3.0	15.0	3.4	4.15	15	197
WMB-07	Rotary	265/60/1	0.4	1/10	2.7	11.0	3.1	3.78	15	240
WMB-08	Rotary	115/60/1	1.2	1/10	7.0	46.0	8.2	9.95	15	104
WMB-08	Rotary	208-230/60/1	0.4	1/10	3.0	15.0	3.4	4.15	15	197
WMB-08	Rotary	265/60/1	0.4	1/10	2.7	11.0	3.1	3.78	15	240
WMB-10	Rotary	115/60/1	1.2	1/10	8.0	50.0	9.2	11.20	15	104
WMB-10	Rotary	208-230/60/1	0.4	1/10	3.7	22.0	4.1	5.03	15	197
WMB-10	Rotary	265/60/1	0.4	1/10	3.5	22.0	3.9	4.78	15	240
WMB-12	Rotary	115/60/1	1.2	1/10	8.0	50.0	9.20	11.20	15	104
WMB-12	Rotary	208-230/60/1	0.4	1/10	4.7	25.0	5.1	6.28	15	197
WMB-12	Rotary	265/60/1	0.4	1/10	4.2	22.0	4.6	5.65	15	240
WMB-15	Rotary	208-230/60/1	0.6	1/10	5.6	29.0	6.2	7.60	15	197
WMB-15	Rotary	265/60/1	0.6	1/10	5.0	28.0	5.6	6.85	15	240
WMB-18	Rotary	208-230/60/1	0.6	1/10	7.4	33.0	8.0	9.85	15	197
WMB-18	Rotary	265/60/1	0.6	1/10	6.0	28.0	6.6	8.10	15	240

(1) If optional electric heat is selected see Electric Heat Ratings Table: Total Amps, Ampacity & Fuse is the larger Value.

### WM Series ZEROZONE Performance Ratings- (In accordance w/ARI) (Preliminary)

Model No.	COMP BTUH	SENS BTUH	EER	Heat BTUH	COP	CFM HI/ LO	GPM	Coil PD	REFIG
WMB-07	7,000	6,300	14.3	7,600	5.1	420/350	1.8	.7"	R410A
WMB-08	9,500	7,800	15.3	10,400	4.9	420/350	2.0	1.2"	R410A
WMB-10	11,200	8,500	15.4	12,000	4.8	420/350	2.5	1.8"	R410A
WMB-12	12,700	9,100	14.4	14,200	4.4	420/350	3.0	2.5"	R410A
WMB-15	15,600	11,800	15.1	17,900	5.0	580/450	3.8	4.6"	R410A
WMB-18	19,000	13,200	14.8	22,800	4.6	580/450	4.5	3.3"	R410A

### Electric Heat Ratings\* (Boilerless)

Heater No.	Volt	Watts	BTU/h	HTR Amps	Total Amps	Min CKT Amps	Max. Fuse
1	208	1,000	3,400	4.8	5.4	7	15
	230	1,220	4,160	5.3	5.9	7	15
	277	1,000	3,400	3.6	4.2	5	15
2	208	2,000	6,820	9.6	10.2	13	15
	230	2,450	8,350	10.7	11.3	14	15
	277	2,000	6,820	7.3	7.9	10	15

\*Optional

### NEMA Configurations

#### Non Locking Plugs/Receptacles

Voltage	125V	250V	277V*
15A Recp.	5-15R 	6-15R 	7-15R 
15A Plug	5-15P 	6-15P 	7-15P 
20A Recp.	5-20R 	6-20R 	7-20R 
20A Plug	5-20P 	6-20P 	7-20P 
30A Recp.	5-30R 	6-30R 	7-30R 
30A Plug	5-30P 	6-30P 	7-30P 

\*277V Line Cord N/A as Factory Installed

Model No.	Chassis Weight (lbs)
08	120
10	176
12	176
15	151
18	151



01-10